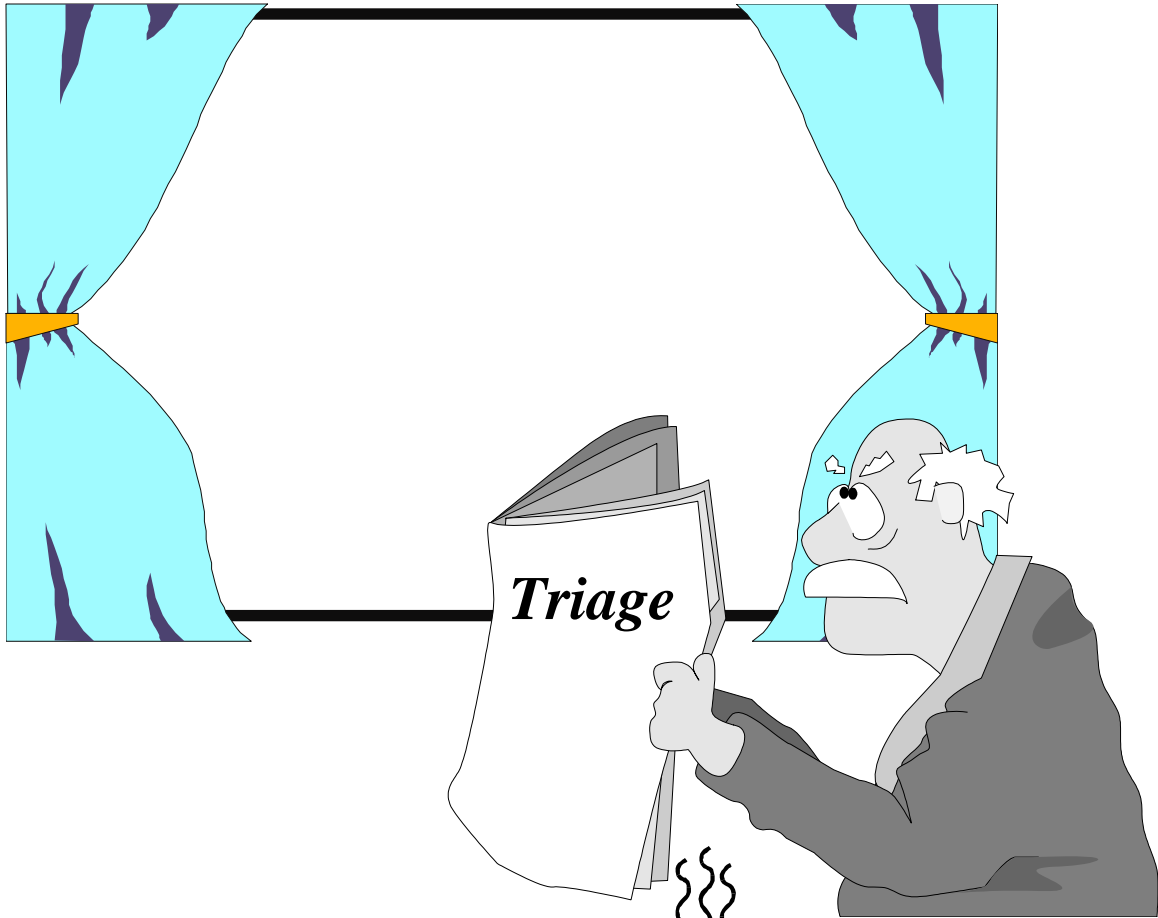



Track 2 – Triage
START Triage System
Friday, February 4, 2005 1:00pm ~ 2:00pm



Mark Stevens EMT-P



2005

International Disaster Management Conference 2005
Orlando, Florida
February 4, 2005

Track 2 – Triage
START Triage System
Friday, February 4, 2005 1:00pm ~ 2:00pm

TRIAGE
A PRACTICAL APPROACH

WE APPLY TRIAGE IN EVERY DAY EMS

“Preventing preventable deaths.”



Identification of Critical Trauma Patients:

Trauma System Criteria

Physiological:

Anatomical:

Mechanism of Injury:

* **“VISINE PRINCIPLE”**... Get the Red out!

TRIAGE FOR MULTIPLE PATIENT INCIDENTS

R

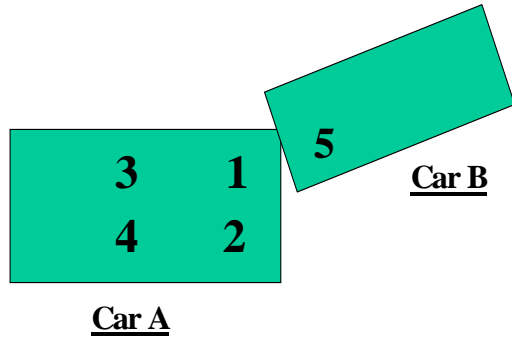
P

M

+ Local Trauma Criteria

Track 2 – Triage
START Triage System
Friday, February 4, 2005 1:00pm ~ 2:00pm

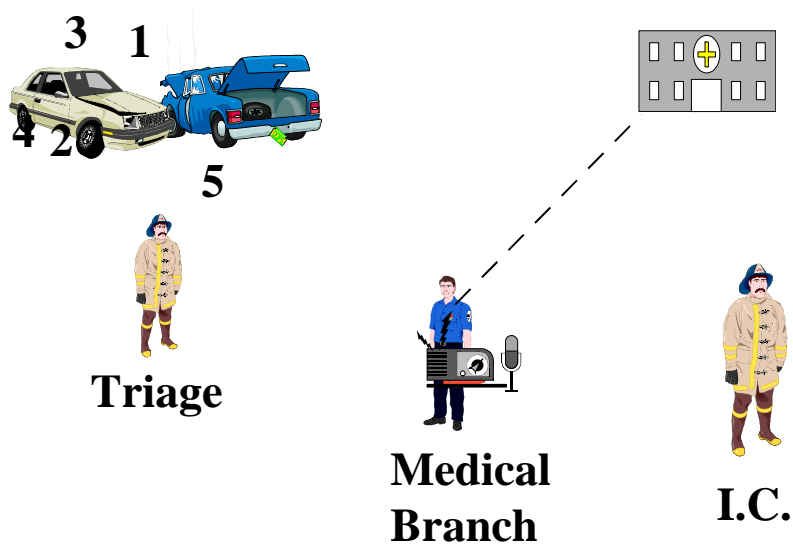
Organize your Triage



Using a Multiple Patient Triage Log (See last page of hand out)

Practical exercise:

Using the Incident Management System



Track 2 – Triage
START Triage System
Friday, February 4, 2005 1:00pm ~ 2:00pm

TRIAGE FOR MASS CASUALTY INCIDENTS

PRIMARY TRIAGE

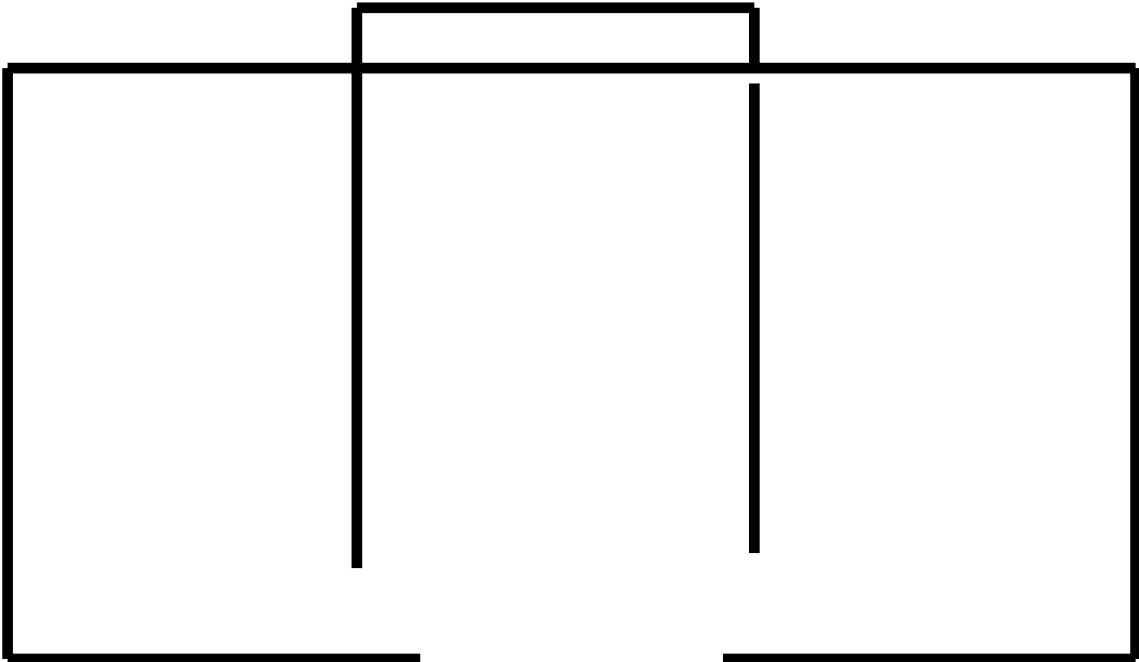
SECONDARY TRIAGE

TERTIARY TRIAGE

S.T.A.R.T. Review – Keep it simple!

Application of Triage – (Where Patients are found vs “Portal”)

TRIAGE WITHIN THE MEDICAL BRANCH (The Host/Hostess of the Road Kill Café)



Track 2 – Triage
START Triage System
Friday, February 4, 2005 1:00pm ~ 2:00pm

SECONDARY TRIAGE

LIFE THREAT?

LABOR INTENSIVE?

CHANCE OF SURVIVAL

BY BODY SYSTEM

TRAINING IDEAS

Cardboard cut outs, Bears and other fuzzy little things.

Triage is a hands-on skill that must be practiced to master.

TRIAGE TRIPS

- Place tag on upper extremity for Multiple Patients, on lower extremity for MCI patients.
- Can lower priority patients upgrade themselves to Red? (look at the color order)
- Perforations on tags wear out. Be sure to check them closely.
- New tags available for dual use with WMD events.
- Will your tags survive decon? (or Oregon rain!)
- Utilize Critical Incident Stress Debriefing (CISD) following the event.
- Consider the fetus when triaging pregnant patients.
- Be sure to keep a tally of patients for the Triage Team Leader.
- **Remember the Visine Principle- Get the Red Out... every thing else is gravy.**

Track 2 – Triage
START Triage System
 Friday, February 4, 2005 1:00pm ~ 2:00pm

MULTIPLE PATIENT SCENE LOG

1	VEH ID		T R A U M A	M	AGE	HEAD	ABDOMEN	(R)resp:	TRAUMA BAND#:
				F	YR/MO	NECK	PELVIS	(P)ulse:	AMB:
						CHEST	UPPER EXTREM	(M)ent:	DEST:
						BACK	LOWER EXTREM		
						OTHER:			
2	VEH ID		T R A U M A	M	AGE	HEAD	ABDOMEN	(R)resp:	TRAUMA BAND#:
				F	YR/MO	NECK	PELVIS	(P)ulse:	AMB:
						CHEST	UPPER EXTREM	(M)ent:	DEST:
						BACK	LOWER EXTREM		
						OTHER:			
3	VEH ID		T R A U M A	M	AGE	HEAD	ABDOMEN	(R)resp:	TRAUMA BAND#:
				F	YR/MO	NECK	PELVIS	(P)ulse:	AMB:
						CHEST	UPPER EXTREM	(M)ent:	DEST:
						BACK	LOWER EXTREM		
						OTHER:			
4	VEH ID		T R A U M A	M	AGE	HEAD	ABDOMEN	(R)resp:	TRAUMA BAND#:
				F	YR/MO	NECK	PELVIS	(P)ulse:	AMB:
						CHEST	UPPER EXTREM	(M)ent:	DEST:
						BACK	LOWER EXTREM		
						OTHER:			
5	VEH ID		T R A U M A	M	AGE	HEAD	ABDOMEN	(R)resp:	TRAUMA BAND#:
				F	YR/MO	NECK	PELVIS	(P)ulse:	AMB:
						CHEST	UPPER EXTREM	(M)ent:	DEST:
						BACK	LOWER EXTREM		
						OTHER:			
6	VEH ID		T R A U M A	M	AGE	HEAD	ABDOMEN	(R)resp:	TRAUMA BAND#:
				F	YR/MO	NECK	PELVIS	(P)ulse:	AMB:
						CHEST	UPPER EXTREM	(M)ent:	DEST:
						BACK	LOWER EXTREM		
						OTHER:			
7	VEH ID		T R A U M A	M	AGE	HEAD	ABDOMEN	(R)resp:	TRAUMA BAND#:
				F	YR/MO	NECK	PELVIS	(P)ulse:	AMB:
						CHEST	UPPER EXTREM	(M)ent:	DEST:
						BACK	LOWER EXTREM		
						OTHER:			
8	VEH ID		T R A U M A	M	AGE	HEAD	ABDOMEN	(R)resp:	TRAUMA BAND#:
				F	YR/MO	NECK	PELVIS	(P)ulse:	AMB:
						CHEST	UPPER EXTREM	(M)ent:	DEST:
						BACK	LOWER EXTREM		
						OTHER:			
9	VEH ID		T R A U M A	M	AGE	HEAD	ABDOMEN	(R)resp:	TRAUMA BAND#:
				F	YR/MO	NECK	PELVIS	(P)ulse:	AMB:
						CHEST	UPPER EXTREM	(M)ent:	DEST:
						BACK	LOWER EXTREM		
						OTHER:			